




RAIL COACH FACTORY KAPURTHALA

MD35131

Dated:20.02.2019

Sub: issue of specification no MDTS25293 Rev-02, Technical specification for supply, Installation and commissioning of Automatic sliding Doors for entrance to AC Area in LHB AC Tejas Coaches..

Please find enclosed a copy of specification no. , MDTS25293 Rev-02, Technical specification for supply, Installation and commissioning of Automatic sliding Doors for entrance to AC Area in LHB AC Tejas Coaches.. for information and necessary action at your end.

  
20/2/19.  
Dy CME/D-2

CQM, CPLE, CWE(FUR), CMM/HSQ, CMM/TKJ, Dy CMM/Fur/LHB, CCMT,  
Dy CPLE-III

SSE/LIB, Design

~~SSE/Records~~

or wofd kindly scan and keep in records.

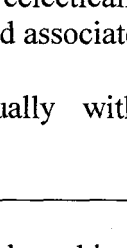
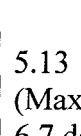
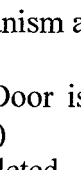
SE/Design/RCF/TKJ

21/2/19.


Copy to kind information to:

CDE

<b>SPECIFICATION</b>	<b>Technical specification for Supply, Installation and Commissioning of Automatic Sliding Doors for entrance to AC Area in LHB AC Tejas Coaches</b>	<b>MDTS25293 Rev02 Page 1 OF 10 DATED 09.01.2019</b>
----------------------	--	--

<i>Designation</i>	<i>Name</i>	<i>Signature</i>	<i>Date</i>	<i>Level</i>
SSE/Fur	Rajesh Sharma		09.01.2019	Prepared
Dy.CME/D-2	D. K. Singh		14/01/19	Agreed & Reviewed
CDE	Manish Bhimte			Approved

Issue/Rev	Details of Changes	Date
01	<p>Clause No.</p> <p>3.1 Ambient conditions</p> <p style="padding-left: 20px;">a. -4°C to 55°C with 95%/Humidity and dust</p> <p>4.1 The tenderer / their principals should be an OEM for the offered design of eclectically operated door mechanism arrangement and associated control units.</p> <p>5.13 Door is opened manually with 8.0Kg/80N force (Max.)</p> <p>6.7 deleted</p>	21.04.2017
02	<p>Clause No.</p> <p>5.1 Opening operation can be achieved via push button and it should close automatically.</p> <p>5.6 It should have a provision to allow the delay up to 60 sec before closing.</p> <p>5.10 OR On continued presence of the obstruction,even after three successive closing attempts,the door should move up to the location of obstruction (i.e. Partial close/open) and remain there for a minimum period of 30 sec before repeating the completly opening and closing cycle.</p>	09/01/19

  
Prepared by

  
Agreed by

<b>SPECIFICATION</b>	<b>Technical specification for Supply, Installation and Commissioning of Automatic Sliding Doors for entrance to AC Area in LHB AC Tejas Coaches</b>	<b>MDTS25293 Rev02 Page 2 OF 10 DATED 09.01.2019</b>
----------------------	--	--

**1.0 Scope:**

This specification covers the general and technical requirements of automatic sliding doors for entry to AC area in LHB coaches.

**2.0 Scope of supply:**

Supply, installation and commissioning of automatic sliding doors for entrance to AC area as per applicable drawings of the coach along with followings:

**2.1 Door Leaf**

- 2.2 Complete operating mechanism for smooth operation of automatic sliding door.
- 2.3 Electronic Control unit and the software for smooth operation.
- 2.4 A Software monitoring tool for any data uploading of software /downloading recorded data for failure investigation. It shall be compatible to Windows 2007 at least. This software shall allow user to alter the door operating parameters if, needed.
- 2.5 Four nos. Sealing brushes for self cleaning of door leaf on both sides during each opening /closing
- 2.6 Maintenance free Lower guides
- 2.7 Any additional item considered necessary for operation of the door but not included in this specification
- 2.8 Visual indication sticker in traffic red colour describing the steps for initiating opening/closing of the doors should be supplied 6 nos. per coach

**3.0 Service/ operating conditions:**

The automatic sliding door should function with full efficiency under the following operating conditions:

**3.1 Ambient conditions:**

- a. -4°C to 55°C with 95%.humidity and dust. Temperature variations can be quite high in the same journey for short period of time.
- b. Altitude: maximum 1000 meters

*R. J. Kulkarni*

**Prepared by**



**Agreed by**

SPECIFICATION	Technical specification for Supply, Installation and Commissioning of Automatic Sliding Doors for entrance to AC Area in LHB AC Tejas Coaches	MDTS25293 Rev02 Page 3 OF 10 DATED 09.01.2019
---------------	---	--

- c. Coaches may operate in areas where there may be continued exposure to salt laden air

### 3.2 Power Supply:

- a. 110V AC/DC supply is available in the coach with variations as per EN 50155 standard. If the system is to operate at input voltage of 110V/ 24V DC, converter of reputed make only should be used: i.e. M/S Siemens, M/s Bombardier, M/s Cosel, Japan, M/s Astec Power or M/s ABB and shall be provided along with the system by the firm.
- b. Up to 700 watts total shall be made available per coach for operation of two doors

### 3.3 Working conditions:

- a. Train speed : 200 KMPH (max)
- b. Vibration and shocks:
- maximum longitudinal acceleration : 5g
  - maximum vertical acceleration : 3g
  - maximum lateral acceleration : 1g
  - frequency and amplitude: Sinusoidal form of vibration, the frequency 'f' lies between 1 Hz and 100Hz and their amplitude 'a' expressed in mm is given as function of 'f' by the equation:  
 $a=25/f$ , for values of 'f' between 1 and 10Hz  
 $a=25/f^2$  for values of 'f' between 10 and 100Hz

### 4.0 Eligibility Criteria:

- 4.1 The tenderer / their principals should be an OEM for the offered design of electrically operated door mechanism arrangement and associated control units.
- 4.2 The tenderer shall submit clause-wise comments to this specification and submit deviation statement in the offer, if any. RCF reserves the right to summarily reject the offers received without submitting clause wise comments.
- 4.3 The tenderer should offer for AMOC for 3 years after expiry of warranty. As per clause 13 of this specification. Tenderer should provide price breakup of AMOC clearly specifying schedule of replacement of spares, must change spares, price of each spare and labour cost etc. In case offer received without

*Rajesh Kumar*  
Prepared by

*[Signature]*  
Agreed by

<b>SPECIFICATION</b>	<b>Technical specification for Supply, Installation and Commissioning of Automatic Sliding Doors for entrance to AC Area in LHB AC Tejas Coaches</b>	<b>MDTS25293 Rev02 Page 4 OF 10 DATED 09.01.2019</b>
----------------------	--	--

AMOC with above details then RCF reserves the right to reject the offer. The cost of AMOC is not to be taken for inter-alia ranking of the offer.

- 4.4 The tenderer / their principals should have a full-fledged design office & shall have designed & manufactured electrically operated automatic door systems for at least 200 rail vehicle cars, and these supplied systems should have been working satisfactorily in railway rolling stock vehicles for more than 5 years.

#### 5.0 Functional Requirements:

- 5.1 Door should be opened through human sensor/proximity sensors automatically. Alternatively the opening operation can be achieved via push button. The door should close automatically. The push button operation shall override the sensors inputs when used in both the above cases. Push buttons shall meet IP-67 requirement. The sensor operating range to be decided during design approval / Prototype validation by CDE/RCF.
- 5.2 Once the opening of the door is initiated, it should complete the opening stroke.
- 5.3 After completing the opening stroke, closing shall start automatically after a pause of 5-7 seconds.
- 5.4 Once closing starts, it should complete its closing stroke in normal operation. After the closing stroke is completed, door should remain in the closed position, unless opening action is initiated through the push button/sensor.
- 5.5 Opening and closing of doors shall be automatic and time for each opening and closing stroke should be between 3 to 4 sec or as approved by CDE/RCF.
- 5.6 Door operating mechanism should have adjustable time delay device to increase the time delay before closing stroke with electronic control device. It should have a provision to allow the delay up to 60 sec before closing. Movement of the door shall be slower.(approx 0.05m/sec) at the end of closing stroke for last 200mm.
- 5.7 When the door leaf meets an obstruction in the passage, the door should open fully immediately and pause for 5-7sec and then start its closing operation as done normally.
- 5.8 For the force on obstacle, the system shall meet EN 14752 clause 5.2.1.4
- 5.9 If the obstruction continues to be present, the door should make three successive closing attempts.
- 5.10 On continued presence of the obstruction, even after three successive closing attempts, the door should move to fully open position for a period of 30

*Rajinder*  
Prepared by

  
Agreed by

<b>SPECIFICATION</b>	<b>Technical specification for Supply, Installation and Commissioning of Automatic Sliding Doors for entrance to AC Area in LHB AC Tejas Coaches</b>	<b>MDTS25293 Rev02 Page 5 OF 10 DATED 09.01.2019</b>
----------------------	--	--

seconds. After that, the door should close again automatically, OR On continued presence of the obstruction, even after three successive closing attempts, the door should move up to the location of obstruction (i.e. Partial close/open) and remain there for a minimum period of 30 sec before repeating the completely opening and closing cycle.

- 5.11 If obstruction is still present, the cycle described in para 5.7 to 5.10 should be continued.
- 5.12 If the door is required to remain open for a longer duration, especially at en route stations where large nos. of passengers board or get down, it should be possible to keep the door open by keeping the push button pressed in the opening direction (as done for opening the door)
- 5.13 In case of failure of electrical supply, the door should work as manual opening auto closing door. This means that in such case if the door is opened manually with 8.0kg /80N force (max), then it should close automatically. In such a case, functional feature as explained in para 5.7 to 5.10 may not work.
- 5.14 During closing stroke, it should be possible to open the door manually in case system of obstacle detection or there is no power supply.
- 5.15 Door should remain in closed condition during normal train running and should not move/ open up owing to centrifugal force experienced on curvatures or under normal vibrations.

**6.0 Technical Requirements:**

- 6.1 Operating mechanism may be electro-mechanical
- 6.2 Automatic sliding doors shall have smooth running, without jerks and low noise operation.
- 6.3 Sealing shall be provided to stop ingress of dust/ dirt/ moisture in all gaps (both in closed and open position).
- 6.4 Stainless Steel to RDSO/spec. C-K:201, X5CrNi1810 or AISI:304 shall be used for construction of stainless steel parts where material grade of stainless steel has not specified. Alternatively, the firm may offer other material for door leaf and other components with technical justification.
- 6.5 Suitable hand safe rubber gasket/beadings with adequate softness and durability shall be provided at the end of the door leaves to ensure that the passengers are not hurt during closing of the doors. All rubber components which is weighing more than 100 grams, shall meet the requirements meet R1 , HL3 grade of EN 45545.

*Rajesh Kumar*  
**Prepared by**

  
**Agreed by**

- 6.6 Upper rail / linear sliding guide shall be provided for smooth operation. The design shall be service proven and at least 1000 such devices are working in rail vehicles for more than 5 years.
- 6.7 The electronic equipments used in the system shall meet EMC requirements as per EN 50121-3-2
- 6.8 Move mechanism shall be tested for endurance simulating actual working strokes on coach for 500,000 continuous cycles. At the end of endurance test, there should not be any deterioration in performance of any component. The supplier shall get the doors tested from a reputed firm/ laboratory for endurance testing and shall submit a certificate to RCF in this regard. Alternatively supplier should have their own automatic test stand with digital counter for above mentioned endurance test.
- 6.9 All sharp edges and corners shall be rounded off
- 6.10 Weight of complete door assembly as per above scope of supply must not exceed 75 kgs.
- 6.11 Cross-sectional area available for ventilation in louvers shall be 0.124 sq.m (approx) and the louver assembly shall be similar to RCF drawing no. LD56140
- 6.12 Only qualified welders as per EN 287 shall be used for welding. It is preferred that the manufacturer is certified as EN 15085.

## 7.0 Construction:

### 7.1 General arrangement:

General arrangement of the doors shall be as per reference/ applicable drawing of sliding door for entrance to AC area of the coach 1 10113.0.22.135.001 (Saloon sliding door mounting)

### 7.2 Door Assembly:

A self contained module consisting of a single leaf sliding door, an automatic operating mechanism for automatic opening and closing, the upper and lower guides for sliding door leaf and the mounting frame into which the integral unit is assembled.

### 7.3 Module characteristic and mounting details:

The max, size and mounting details of modular unit shall be as per reference/ applicable drawing of sliding door entrance to AC area of the coach 1

  
Prepared by

  
Agreed by

<b>SPECIFICATION</b>	<b>Technical specification for Supply, Installation and Commissioning of Automatic Sliding Doors for entrance to AC Area in LHB AC Tejas Coaches</b>	<b>MDTS25293 Rev02 Page 7 OF 10 DATED 09.01.2019</b>
----------------------	--	--

10113.0.22.135.001. Approx Height & width of shell opening are 800mm, 1920mm respectively.

**7.4 Door leaf:**

Door leaf shall be made up of sandwich construction of stainless steel frame with stainless steel sheet of AISI:304 of 1mm thick on both sides filled with rigid phenolic foam to IS:13204-1991 density 30kg/m<sup>3</sup> inside the door leaf. The firm may offer alternate material for door leaf with adequate technical justification. Thickness of door leaf to be 25 to 30 mm.

**7.5 Glass:**

8mm thick laminated safety transparent glass as per IS:2553(part1)-1990, Type-c and quality-AA of reputed make like: M/s Saint Gobain, M/s Modi Guard or M/s AIS shall be fitted with EPDM rubber profile similar to drawing no. LD56145 (in black colour, shore hardness 65±5) on the door. Length & width of window glass to be 1000mm\*600mm respectively.

**7.6 Door handle:**

A door handle shall be provided for manual operation of doors in case of no electric power is available.

**7.7 Locking:**


Lock shall be operated by square key from both outside and inside(both in opened and closed position).

**7.8 Lower Guidance:**

There shall be a lower guide for door leaf covered with a plastic / any non metallic cap for noiseless operation of doors. The life of plastic cover / cap shall be at least 500,000 operations.

**8.0 Training:**

The supplier shall provide training to RCF and Zonal Railway maintenance personnel (against each P.O.) in installation, operation trouble shooting, repairs and preventive maintenance of the semi-automatic door system at his own cost. Min. 3 days training may be imparted at base depot to at least two technicians of each primary depot where coaches fitted with these doors are being maintained.

  
**Prepared by**

  
**Agreed by**



**9.0 Marking:**

The supplier shall fix metallic stickers on each door mentioning name of the supplier and month and year of manufacture and supply of the doors to RCF. These stickers shall not be visible to the passengers easily. Notices for users and maintenance personnel shall also be supplied for fixing in each coach, as decided between supplier and consignee

**10.0 Interface Requirements:**

General arrangement of the doors shall be as per reference/ applicable drawing of sliding door for entrance to AC area of the coach.

**11.0 Mechanical strength requirements:**

11.1 Door shall meet the mechanical strength requirements as per UIC 566. The firm/ supplier shall supply a certificate from a reputed laboratory in this regard.

11.2 The passenger coaches running on Indian Railways are designed for a service life of 30 years. The doors are to be developed and assembled accordingly.

**11.3 Resistance to vermin:**


Selection of the materials (insulation, sealant, rubber etc.) should be done with due consideration to their resistance to vermin (e.g. termites). There should be no replaceable parts needed to be changed upto at least 10 years or till 5,00,000 cycles in the proposed door system.

11.4 No maintenance shall be required for at least 1 year, not even greasing. However, safety function checks are permitted as per supplier recommendation. The duration for safety check requirement shall not be less than 3 months. It is preferred that, the safety check requirements once in six months.

**12.0 Warranty**

12.1 The supplier shall give warranty for the complete or part of door, for failing or providing unsatisfactory in service due to defective design, material or workmanship within 36 months from the date of regular supply or 24 months from the date of commissioning the coach. Date of dispatch of the coach from RCF shall be taken as date of commissioning of the coach.

12.2 However items used in the system will have an on site warranty of six years against corrosion.



Prepared by



Agreed by

<b>SPECIFICATION</b>	<b>Technical specification for Supply, Installation and Commissioning of Automatic Sliding Doors for entrance to AC Area in LHB AC Tejas Coaches</b>	<b>MDTS25293 Rev02 Page 9 OF 10 DATED 09.01.2019</b>
----------------------	--	--

12.3 In the event of ‘non-satisfactory performance’ of any of the items as indicated above, supplier will have to replace the same at his own expense and also bear the cost involved in transportation, handling and replacement of each items.

**13.0 Annual Maintenance and Operation Contract (AMOC):**

13.1 The supplier must express his willingness to enter into an annual maintenance and operation contract with railways for a 3 year period after expiry of guarantee period. Indian Railways and the firm will separately or mutually decide terms of this AMOC.

13.2 RCF reserves the right to reject the offers received without separate quote for AMOC

13.3 The firm shall ensure availability of all spares for a period of minimum 10 years from the date of commissioning. This shall be irrespective of the fact whether the firm has stopped manufacture of the doors to the design supplied to IR.

**14.0 Recommended spare parts detail required for 5 years:**

The offer shall include recommended list of spare parts required for day to day maintenance of the automatic sliding door equipments and spares in the form of kit for various sub-assemblies for the maintenance at the time of POH. The list shall give the batch number/ part number, quantity and price of each component.

**15.0 Documents to be submitted by supplier for prototype approval:**

The following documentation for the assemblies of the doors is to be prepared by the supplier for submission along with the prototype assembly:

15.1 A set of drawings along with major dimensional details / accessories with drawing nos./ specification no. and make name

15.2 Clearly organized instructions for mounting and adjusting the door, changing the door and wearing parts.

15.3 Complete maintenance manual including trouble shooting and dismantling instructions in paper and electronic form with:

a. Recommended maintenance schedule

b. Any special tool required

*Rejith kumar*  
**Prepared by**

  
**Agreed by**

<b>SPECIFICATION</b>	<b>Technical specification for Supply, Installation and Commissioning of Automatic Sliding Doors for entrance to AC Area in LHB AC Tejas Coaches</b>	<b>MDTS25293 Rev02 Page 10 OF 10 DATED 09.01.2019</b>
----------------------	--	---

**16.0 Testing of prototype and regular production assemblies:**

- 16.1 The supplier shall supply one prototype of door along with the documents indicated in this specification for approval before commencing bulk supply. The prototype and drawings shall be examined from all view points and this shall be fitted on the coach/ mock -up for checking the smooth running and proper fitment/ functioning of the doors. Supplier shall incorporate changes suggested by RCF in the prototype as well as bulk supply. The bulk manufacture shall be undertaken only after the approval of prototype sample by CDE/ RCF.
- 16.2 This clause is applicable for first supply of a supplier. However, RCF shall have the right to repeat prototype approval process in subsequent order also. In this regard, RCF decision shall be final.

*Regin Kumar*  
**Prepared by**

  
**Agreed by**